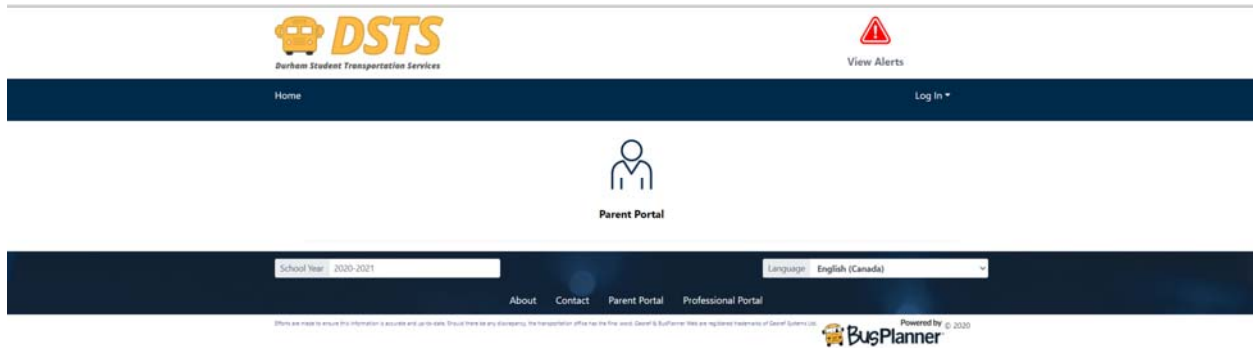
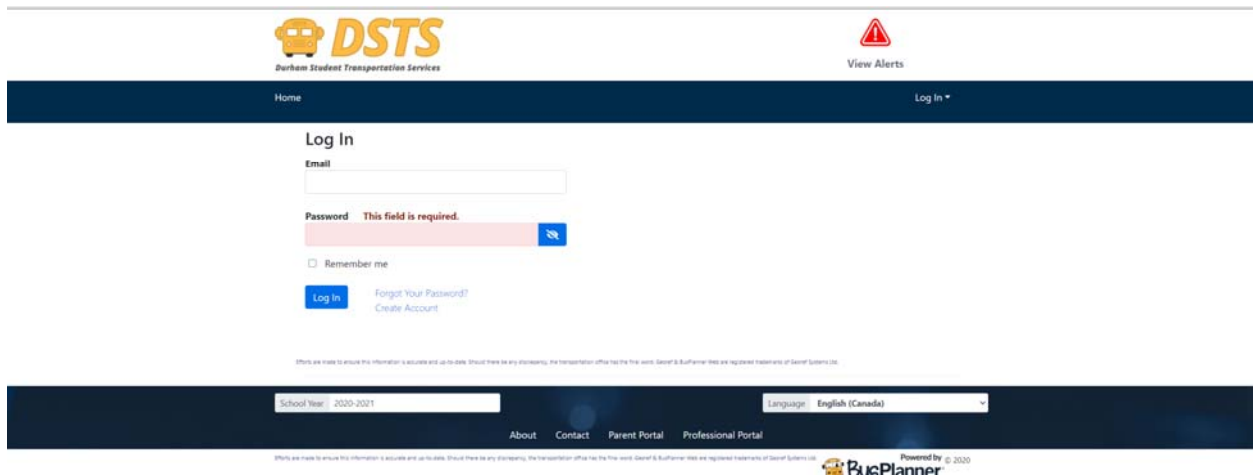




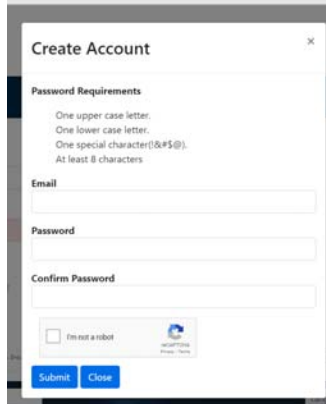
New Parent Portal



Start by clicking or tapping on the Parent Portal Icon.



This will bring you to the login Page. Everyone wishing for delay and change notifications will need to create an account.




Create Account

Password Requirements
 One upper case letter.
 One lower case letter.
 One special character(!&*\$@).
 At least 8 characters

Email

Password

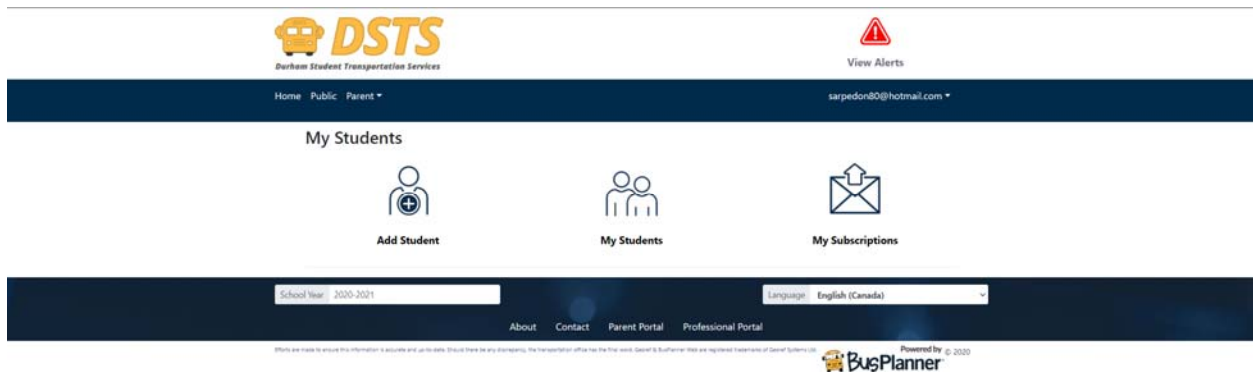
Confirm Password

☐ I'm not a robot 

[Submit](#) [Close](#)

This is different than previous as each user can create a single account and add all students to that single account rather than log ins for each individual student.

You will be sent a confirmation email to finish your account set up. Please check your junk email as well for this.



DSTS
Durham Student Transportation Services

[View Alerts](#)


Home Public Parent [sarpidon80@hotmail.com](#)

My Students

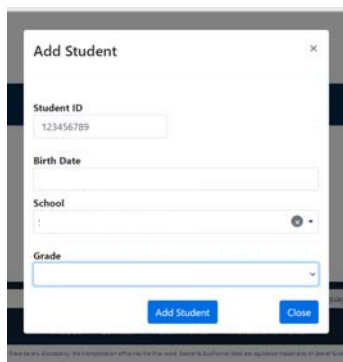
[Add Student](#) [My Students](#) [My Subscriptions](#)

School Year: 2020-2021 Language: English (Canada)

[About](#) [Contact](#) [Parent Portal](#) [Professional Portal](#)

Powered By  BusPlanner © 2020

Once logged in you now have the option of adding your students.



Add Student

Student ID

Birth Date

School


Grade

[Add Student](#) [Close](#)

You will need your OEN (Found on the Report Card or your School will be happy to provide it to you) Followed by the Birthdate, School and Grade. In order to verify you are responsible for the student. If you do not have an

OEN for the student unfortunately we can not verify you and you will not be able to use the Parent Portal at this time. Our IVR line at **905-666-6979** can still be used with a Student ID from the school to acquire transportation details until an OEN has been issued.

My Students

Name
 Rider, Bus 

Transportation

School Grade Met at Bus No

To School

Time	Departure	Stop	Time Of Day	Route : Run	Operator
AM			AM Pickup		
			AM Dropoff		

From School

Time	Departure	Stop	Time Of Day	Route : Run	Operator
			PM Pickup		
PM			PM Dropoff		

Once the student has been added you will have access to the transportation information we have on file for them.

Another student can then be added from the Add Student Link once more.

The “My Subscriptions” Link gives you access to what emails you will receive from DSTS due to Delays / Cancelations as well as Stop Changes. By default Routes and Stops your students are assigned to are added automatically for you.



My Subscriptions




[Expand All](#)[Collapse All](#)

Transportation Alerts

Transportation subscriptions are generally handled automatically as you manage students. However, you can still update your subscriptions here.

Current Runs

Run	Remove
AM	
PM	

Bus Stop	Remove
Drop off:	
Pickup: 	

School Alerts

With school alert subscriptions, you can receive all school alerts that are posted for your children's schools.

Current Schools

School	Remove
Saint Bridget Catholic School	